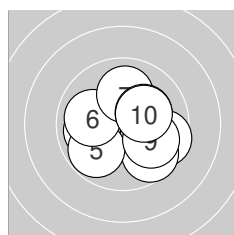
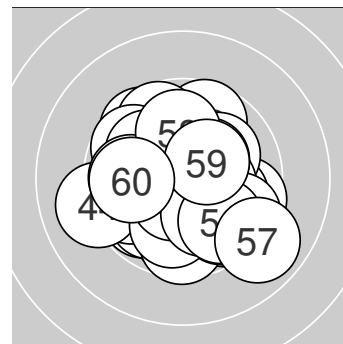


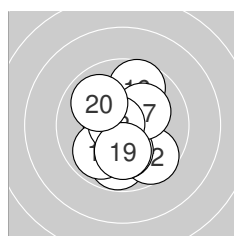
Ergebnis: **601.3** (575)
 Serien: 99.5 100.7 101.1 100.1 99.2 100.7
 Zähler: 36 23 1 0 0 0 0 0 0
 Innenzehner: 21
 Weitestе: 511 (57.), 468 (44.), 350 (49.)
 beste Teiler: 49.8 (18.), 77.0 (52.), 91.5 (45.)
 Trefferlage: 0.04 mm links, 0.20 mm tief
 Streuwert: 1.77, horizontal: 1.85, vertikal: 1.70



Serie 1:

10.1 ←	10.0 ←	9.6 ↘	9.7 ↘	9.8 ↙
10.0 ←	10.0 ↑	10.2 *	9.9 ↘	10.2 *

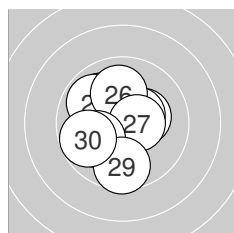
beste Teiler: 187.3 (10.), 189.3 (8.), 223.6 (1.)
 Trefferlage: 0.20 mm rechts, 0.21 mm tief
 Streuwert: 1.90, horizontal: 2.26, vertikal: 1.46



Serie 2:

9.8 ↓	9.6 ↘	10.5 *	9.9 ↙	10.2 *
9.7 ↑	10.2 *	10.8 *	10.1 ↓	9.9 ↘

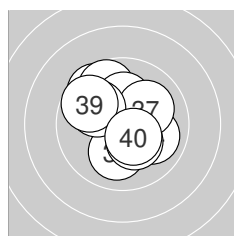
beste Teiler: 49.8 (18.), 104.2 (13.), 190.5 (17.)
 Trefferlage: 0.02 mm links, 0.49 mm tief
 Streuwert: 1.72, horizontal: 1.34, vertikal: 2.02



Serie 3:

10.6 *	10.0 ↘	9.9 ↘	10.3 *	10.4 *
10.0 ↑	10.5 *	10.0 ↙	9.6 ↓	9.8 ↙

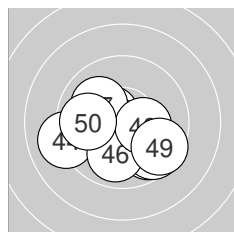
beste Teiler: 94.0 (21.), 113.0 (27.), 128.5 (25.)
 Trefferlage: 0.60 mm links, 0.09 mm hoch
 Streuwert: 1.62, horizontal: 1.55, vertikal: 1.70



Serie 4:

9.6 ↘	9.7 ↘	10.2 *	10.0 ↘	10.1 ↓
10.3 *	10.1 ↗	10.0 ↘	9.7 ↘	10.4 *

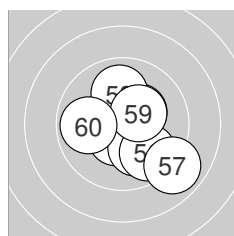
beste Teiler: 131.2 (40.), 166.1 (36.), 187.1 (33.)
 Trefferlage: 0.25 mm links, 0.58 mm hoch
 Streuwert: 1.76, horizontal: 1.72, vertikal: 1.79



Serie 5:

9.7 ↘	10.5 *	9.6 ↘	9.1 ←	10.6 *
9.9 ↓	10.0 ↘	10.3 *	9.6 ↘	9.9 ←

beste Teiler: 91.5 (45.), 115.1 (42.), 165.9 (48.)
 Trefferlage: 0.25 mm links, 0.88 mm tief
 Streuwert: 1.98, horizontal: 2.43, vertikal: 1.37



Serie 6:

10.5 *	10.6 *	10.3 *	10.1 ↘	10.3 *
9.8 ↘	8.9 ↘	10.0 ↑	10.3 *	9.9 ←

beste Teiler: 77.0 (52.), 116.7 (51.), 151.1 (59.)
 Trefferlage: 0.64 mm rechts, 0.30 mm tief
 Streuwert: 1.79, horizontal: 1.76, vertikal: 1.82

